

CIRCLE E BUILDINGS



LOFTED BARN
UTILITY SHEDS
CARPORTS
GAZEBOS
GARAGES
CABINS

Call Jon Jantz
Davisville Lot


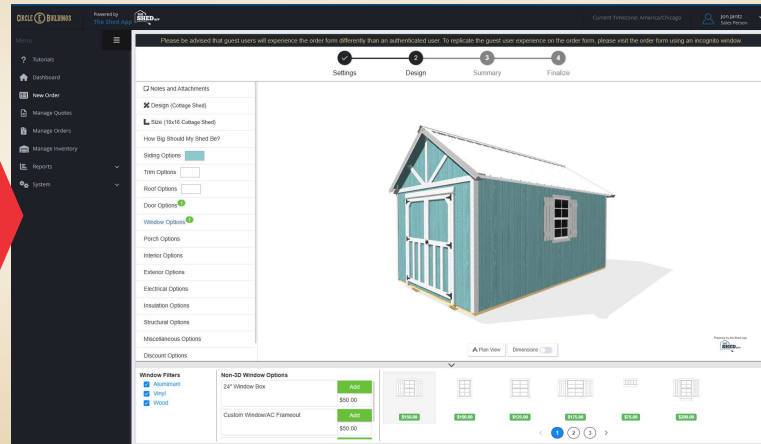
11100 Hwy 97
Walnut Hill, FL 32568
850-327-4002



MADE IN
Florida
ENGINEERED FOR
160 MPH
WIND LOAD

www.CircleESales.com

LET US TAKE IT ALL THE WAY FROM CONCEPT TO FINISHED BUILDING



Shutters & Transom Doors are added options

Design your own building at CircleEBuildings.com

Cottage Cabin

Size	Price	48 mo.	60 mo.
8x12	\$5,415	\$220.12	\$199.08
8x16	\$6,405	\$260.37	\$235.48
8x20	\$7,315	\$297.36	\$268.93
10x12	\$6,240	\$253.66	\$229.41
10x16	\$6,935	\$281.91	\$254.96
10x20	\$8,120	\$330.08	\$298.53
10x24	\$8,860	\$360.16	\$325.74
10x28	\$9,885	\$401.83	\$363.42
12x12	\$7,260	\$295.12	\$266.91
12x16	\$8,495	\$345.33	\$312.32
12x20	\$9,185	\$373.37	\$337.68
12x24	\$10,100	\$410.57	\$371.32
12x28	\$11,495	\$467.28	\$422.61
12x32	\$12,235	\$497.36	\$449.82
12x36	\$13,160	\$534.96	\$483.82
12x40	\$14,415	\$585.98	\$529.96



Cottage Specifications

Roof Pitch: 7:12
 Widths: 8', 10', 12'
 Loft: Optional
 Wall Height: 78"
 Gable Extensions: Standard
 Dormer: Optional on 10' & 12' wide
 Decorative Trim (Gable): Standard
 Shutters: Optional

Cottage Shed -
 70" Double Doors
 (Shutters & Transom are optional)

Cottage Cabin -
 (3) 2x3 Windows
 36" 9-lite In-swing Door
 4' Porch (Rails Optional)

Cottage Shed

Size	Price	48 mo.	60 mo.
8x12	\$4,100	\$166.67	\$150.74
8x16	\$5,090	\$206.91	\$187.13
8x20	\$6,000	\$243.90	\$220.59
10x12	\$4,925	\$200.20	\$181.07
10x16	\$5,620	\$228.46	\$206.62
10x20	\$6,805	\$276.63	\$250.18
10x24	\$7,545	\$306.71	\$277.39
10x28	\$8,570	\$348.37	\$315.07
12x12	\$5,905	\$240.04	\$217.10
12x16	\$7,140	\$290.24	\$262.50
12x20	\$7,830	\$318.29	\$287.87
12x24	\$8,745	\$355.49	\$321.51
12x28	\$10,140	\$412.20	\$372.79
12x32	\$10,880	\$442.28	\$400.00
12x36	\$11,805	\$479.88	\$434.01
12x40	\$13,060	\$530.89	\$480.15

Unlock Your Dream Building with Our Flexible Rent-to-Own Options

In partnership with JMAG, we are happy to offer versatile Rent-to-Own (RTO) plans tailored to your needs. Choose from 24, 36, 48, or 60-month options to make owning your ideal portable building a breeze. JMAG stands out for their great service and dedication to making your purchase as smooth as possible.

FREE DELIVERY AND SETUP

Utility Specifications

Roof Pitch: 5:12
 Widths: 8', 10', 12', 14', 16'
 Lofts: Not Available
 Wall Height: 92" (Optional 78")
 Gable Extensions: Optional
 Dormer: Optional on 14' & 16' wide
 Shutters: Optional

Utility -

70" Double Doors

Side Utility -

70" Double Doors
 (2) 2x3 Windows



Utility

Size	Price	48 mo.	60 mo.
8x12	\$3,800	\$154.47	\$139.71
8x16	\$4,790	\$194.72	\$176.10
10x12	\$4,575	\$185.98	\$168.20
10x16	\$5,270	\$214.23	\$193.75
10x20	\$6,455	\$262.40	\$237.32
12x16	\$6,740	\$273.98	\$247.79
12x20	\$7,430	\$302.03	\$273.16
12x24	\$8,345	\$339.23	\$306.80
12x32	\$10,480	\$426.02	\$385.29
12x36	\$11,405	\$463.62	\$419.30
12x40	\$12,660	\$514.63	\$465.44
14x24	\$11,070	\$450.00	\$406.99
14x32	\$13,940	\$566.67	\$512.50
14x36	\$15,500	\$630.08	\$569.85
14x40	\$16,955	\$689.23	\$623.35
16x24	\$12,920	\$525.20	\$475.00
16x32	\$15,960	\$648.78	\$586.76
16x36	\$17,745	\$721.34	\$652.39
16x40	\$19,405	\$788.82	\$713.42



Side Utility

Size	Price	48 mo.	60 mo.
8x12*	\$3,900	\$158.54	\$143.38
8x16	\$4,990	\$202.85	\$183.46
10x12*	\$4,675	\$190.04	\$171.88
10x16	\$5,470	\$222.36	\$201.10
10x20	\$6,655	\$270.53	\$244.67
12x16	\$6,940	\$282.11	\$255.15
12x20	\$7,630	\$310.16	\$280.51
12x24	\$8,545	\$347.36	\$314.15
12x32	\$10,680	\$434.15	\$392.65
12x36	\$11,605	\$471.75	\$426.65
12x40	\$12,860	\$522.76	\$472.79
14x24	\$11,270	\$458.13	\$414.34
14x32	\$14,140	\$574.80	\$519.85
14x36	\$15,700	\$638.21	\$577.21
14x40	\$17,155	\$697.36	\$630.70
16x24	\$13,120	\$533.33	\$482.35
16x32	\$16,160	\$656.91	\$594.12
16x36	\$17,945	\$729.47	\$659.74
16x40	\$19,605	\$796.95	\$720.77

*12' Long Side Utilities
 have (1) 2x3 Window

**All 12' & 16' Wide Buildings
 are measured at the eaves.**

*When you are planning
 your space requirements,
 please keep in mind:*

All 8', 10' and 14' wide buildings of
 every style are measured at the floor.

Due to hauling and permitting
 restrictions, 12' and 16' wide
 buildings are measured at the eaves.

RENT TO OWN OR BUY

Cabin Specifications

Railing is Optional (Not Included)
 Raised Porch Ceilings: Optional
 Standard: 4' porch, 6' optional

Utility Cabin -

(3) 2x3 Windows - 36" 9-Lite Door
 Dormer: Optional on 14' & 16' Wide

Deluxe Lofted Barn Cabin -

(5) 2x3 Windows - 36" 9-Lite Door

Lofted Barn Cabin -

(3) 2x3 Windows - 36" 9-Lite Door

Utility Cabin

Size	Price	48 mo.	60 mo.
10x16	\$6,445	\$261.99	\$236.95
10x20	\$7,630	\$310.16	\$280.51
10x24	\$8,370	\$340.24	\$307.72
12x20	\$8,605	\$349.80	\$316.36
12x24	\$9,520	\$386.99	\$350.00
12x32	\$11,655	\$473.78	\$428.49
12x36	\$12,580	\$511.38	\$462.50
12x40	\$13,835	\$562.40	\$508.64
14x24	\$12,345	\$501.83	\$453.86
14x32	\$15,215	\$618.50	\$559.38
14x36	\$16,775	\$681.91	\$616.73
14x40	\$18,230	\$741.06	\$670.22
16x24	\$14,295	\$581.10	\$525.55
16x32	\$17,335	\$704.67	\$637.32
16x36	\$19,120	\$777.24	\$702.94
16x40	\$20,780	\$844.72	\$763.97

All 12' & 16' Wide Buildings are measured at the eaves.

Lofted Barn Cabin

Size	Price	48 mo.	60 mo.
10x16	\$6,755	\$274.59	\$248.35
10x20	\$8,050	\$327.24	\$295.96
10x24	\$9,875	\$401.42	\$363.05
12x20	\$10,055	\$408.74	\$369.67
12x24	\$11,090	\$450.81	\$407.72
12x32	\$13,110	\$532.93	\$481.99
12x36	\$14,105	\$573.37	\$518.57
12x40	\$15,255	\$620.12	\$560.85
14x24	\$13,340	\$542.28	\$490.44
14x32	\$16,500	\$670.73	\$606.62
14x36	\$18,235	\$741.26	\$670.40
14x40	\$19,875	\$807.93	\$730.70
16x24	\$15,260	\$620.33	\$561.03
16x32	\$19,210	\$780.89	\$706.25
16x36	\$20,885	\$848.98	\$767.83
16x40	\$22,755	\$925.00	\$836.58

Deluxe Lofted Barn Cabin

Size	Price	48 mo.	60 mo.
12x32	\$14,270	\$580.08	\$524.63
12x36	\$15,265	\$620.53	\$561.21
12x40	\$16,415	\$667.28	\$603.49
14x32	\$17,700	\$719.51	\$650.74
14x36	\$19,435	\$790.04	\$714.52
14x40	\$21,075	\$856.71	\$774.82
16x32	\$20,490	\$832.93	\$753.31
16x36	\$22,165	\$901.02	\$814.89
16x40	\$24,035	\$977.03	\$883.64



EASY RTO - NO CREDIT CHECK

Garage Specifications

Lofted Barn Garage

(2) 3x3 Windows -
36" 5-Lite Out-swing Door
9' Roll-up Door
8' Loft Opposite End of Roll-up Door
Heavy Duty Floor

Utility Garage

(2) 3x3 Windows
36" 5-Lite Out-swing Door
9' Roll-Up Door
Heavy Duty Floor

All our buildings come standard with synthetic roof underlayment to meet Florida codes and reduce heat and moisture!

Extra Space!

Lofted Barn Garages have an 8' loft on the end opposite of the roll-up door.

NOTICE!

ALL GARAGES HAVE HEAVY-DUTY FLOORS

Garage floors have 2x6 treated floor joists on 12" centers for extra support.

Garages also have 3/4" tongue-in-groove flooring for extra strength.



To see Inventory
Visit CircleESales.com

Utility Garage

Size	Price	48 mo.	60 mo.
12x20	\$8,915	\$362.40	\$327.76
12x24	\$9,902	\$402.52	\$364.04
12x28	\$11,369	\$462.15	\$417.98
12x32	\$12,181	\$495.16	\$447.83
12x36	\$13,178	\$535.69	\$484.49
12x40	\$14,505	\$589.63	\$533.27
14x24	\$12,699	\$516.22	\$466.88
14x28	\$14,643	\$595.24	\$538.35
14x32	\$15,737	\$639.72	\$578.57
14x36	\$17,381	\$706.54	\$639.01
14x40	\$18,920	\$769.11	\$695.59
16x24	\$14,621	\$594.35	\$537.54
16x28	\$16,567	\$673.46	\$609.08
16x32	\$17,853	\$725.73	\$656.36
16x36	\$19,734	\$802.20	\$725.51
16x40	\$21,490	\$873.58	\$790.07



All 12' & 16' Wide Buildings are measured at the eaves.

Lofted Barn Garage

Size	Price	48 mo.	60 mo.
12x20	\$10,185	\$414.02	\$374.45
12x24	\$11,292	\$459.02	\$415.15
12x32	\$13,456	\$546.99	\$494.71
12x36	\$14,523	\$590.37	\$533.93
12x40	\$15,745	\$640.04	\$578.86
14x24	\$13,494	\$548.54	\$496.10
14x32	\$16,822	\$683.82	\$618.46
14x36	\$18,641	\$757.76	\$685.33
14x40	\$20,365	\$827.85	\$748.71
16x24	\$15,346	\$623.82	\$564.19
16x32	\$19,488	\$792.20	\$716.47
16x36	\$21,259	\$864.19	\$781.58
16x40	\$23,225	\$944.11	\$853.86

CUSTOM BUILD OR BUY OFF LOT



Extra Storage!

All Lofted Barns come standard with loft space. When having your building built, you can add or take away loft space as preferred.

12' and 16' Long Buildings
4' Loft on each end

20' Long Buildings
4' on one end, 8' on other

24'+ Long Buildings
8' Loft on each end

Side Lofted Barn

Size	Price	48 mo.	60 mo.
8x12*	\$4,350	\$176.83	\$159.93
8x16	\$5,340	\$217.07	\$196.32
10x12*	\$5,100	\$207.32	\$187.50
10x16	\$5,780	\$234.96	\$212.50
10x20	\$7,075	\$287.60	\$260.11
12x16	\$8,075	\$328.25	\$296.88
12x20	\$9,080	\$369.11	\$333.82
12x24	\$10,295	\$418.50	\$378.49
12x32	\$12,315	\$500.61	\$452.76
12x36	\$13,310	\$541.06	\$489.34
12x40	\$14,460	\$587.80	\$531.62
14x24	\$12,465	\$506.71	\$458.27
14x32	\$15,625	\$635.16	\$574.45
14x36	\$17,360	\$705.69	\$638.24
14x40	\$19,000	\$772.36	\$698.53
16x24	\$14,325	\$582.32	\$526.65
16x32	\$18,275	\$742.89	\$671.88
16x36	\$19,950	\$810.98	\$733.46
16x40	\$21,820	\$886.99	\$802.21

* 12' Long Side Lofted Barns have (1) 2x3 Window

All 12' & 16' Wide Buildings are measured at the eaves.

Barn Specifications

Roof Pitch: Barn Style
 Widths: 8', 10', 12', 14' 16'
 Lofts: Standard
 Wall Height: 78"
 Gable Extensions: Option
 Dormers: Not Available
 Door Transom Windows: Option



Lofted Barn

Size	Price	48 mo.	60 mo.
8x12	\$4,250	\$172.76	\$156.25
8x16	\$5,140	\$208.94	\$188.97
10x12	\$5,000	\$203.25	\$183.82
10x16	\$5,580	\$226.83	\$205.15
10x20	\$6,875	\$279.47	\$252.76
12x16	\$7,875	\$320.12	\$289.52
12x20	\$8,880	\$360.98	\$326.47
12x24	\$10,095	\$410.37	\$371.14
12x32	\$12,115	\$492.48	\$445.40
12x36	\$13,110	\$532.93	\$481.99
12x40	\$14,260	\$579.67	\$524.26
14x24	\$12,265	\$498.58	\$450.92
14x32	\$15,425	\$627.03	\$567.10
14x36	\$17,160	\$697.56	\$630.88
14x40	\$18,800	\$764.23	\$691.18
16x24	\$14,125	\$574.19	\$519.30
16x32	\$18,075	\$734.76	\$664.52
16x36	\$19,750	\$802.85	\$726.10
16x40	\$21,620	\$878.86	\$794.85

Options

Option	Price
2x3 Single Pane Window	\$100
3x3 Single Pane Window	\$125
2x3 Double Pane Window	\$250
3x3 Double Pane Window	\$325
3x4 Double Pane Window	\$350
3x5 Double Pane Window	\$375
Transom Window	\$75
Shutters	\$50
24" Window Box	\$50
36" Solid Door	\$300
36" 9-Lite Door	\$350
36" 5-Lite Outswing Door	\$375
70" Double Barn Doors	\$275
70" Transom Barn Doors	\$375
36" Single Barn Door	\$200
36" Transom Barn Door	\$275
6' Roll-up Door	\$725
9' Roll-up Door	\$775
6' Rampage™ Door	\$1,150
8' Roof Dormer w/ Window	\$1,500
Shingled Roof (Varies with Size)	Inquire
Gable Extensions	\$200
6' Porch Upgrade	\$50
Raised Ceiling Porch	\$250
Porch Rails	Inquire
16" or 24" Rapid Shelves	Inquire
Work Bench per foot	\$40
Interior Wall per foot	\$40
Garage Floor Upgrade per sq. ft.	\$1.50
Electrical Kit (Light + GFCI Outlet)	\$175
Additional Light Socket	\$75
Additional Outlet	\$65
Add on Outside Light	\$125



70" Transom Barn Doors



36" 9-Lite Door



3x3 Single Pane Window with Shutters



Loft Space in Lofted Barn



Gable Extensions



8' Roof Dormer w/ Window



Check out our



RAMPAGE
DOOR SYSTEM



Color Chart

Siding



NOTE: Most colors are an acrylic based paint that will result in a solid color finish. Butternut, Redwood, Chestnut Brown and Driftwood are urethane stains which have a rustic, stained appearance.

Trim & Roof



STANDARD FEATURES


- Ground contact pressure-treated skids and treated floor joists
- Treated LP Prostruct tongue & groove flooring w/ SmartFinish
- LP SmartSide vertical siding w/ SmartGuard
- 5 Year Structural Warranty (excludes contents)
- Floor joists, wall studs and rafters on 16" centers
- Double wall stud every 4 feet
- Synthetic underlayment on all roofs
- Lifetime warranty metal roofing
- 10 year warranty wall coating by Haley Paint
- Sherwin Williams A100 acrylic trim paint
- Florida Certified Buildings w/ hurricane straps or screws

DELIVERY INFORMATION

FREE DELIVERY includes one trip to a location that in within 75 miles of the nearest dealer location. Longer distance deliveries are available at an extra charge.

Concrete blocks are recommended to preserve the life of your treated wood skids and to minimize settling. The delivery driver will place them at the proper spacing under the building. Blocks are not included in the building purchase price, so discuss with your sales person how many you should buy. Labor for up to 2 blocks high is figured into price, but for 3 block or higher sets, ask the delivery driver for a price.

Auger anchors are available to be installed by delivery driver, but please let him know at the time of scheduling.



TO HAVE A BUILDING MOVED OR FOR HAULING INFO:
Shelby Wenger 850-503-1439

Use Our 3d Virtual Builder at CircleEBuildings.com